

# OPTIMIZATION OF THE PARAMETERS OF A CO<sub>2</sub> GASDYNAMIC LASER

V. D. Zharkov, L. Yu. Lapushonok,  
and N. N. Chebikin

UDC 621.375.826.518.5

In order to maximize the gain coefficient of a CO<sub>2</sub>-N<sub>2</sub>-He gasdynamic laser, a total optimization of the stagnation parameters, the concentration coefficient, and the parameters which determine the shape of the nozzle (assuming a quasi-one-dimensional flow model) was carried out. The dependence of the optimized parameters on the limitations imposed by the stagnation temperature of the flow and the critical cross section have been determined.

Solutions for the population inversion of CO<sub>2</sub> molecules and the gain coefficient for a gas mixture consisting of CO<sub>2</sub>, N<sub>2</sub>, He, and H<sub>2</sub>O expanded by a nozzle have been discussed by many authors [1-11] (see also the references in these works).

The basic assumptions have been established for the determination of the rotational-rotational and rotational-translational exchange processes in these mixtures.

The composition and stagnation parameters of the gas mixture, however, have been varied for fixed nozzles. The results of theoretical solutions, obtained previously, agree well with the experiments. The results of these computations and a series of experiments have been successful in pointing out which quantities depend on the inverted population and the gain coefficient, and the degree of their effect. To a much lesser degree, the range of values of the stagnation parameters, the concentration component of the gas mixture, and the nozzle parameters, which are all necessary in order to obtain the results at conditions near optimal, have been determined.

In order to determine the gain coefficient to a much higher accuracy, it is necessary to include the optimization of the stagnation parameters of the gas mixture and the contour of the nozzle which is used.

In this paper, rotational relaxation is examined in the CO<sub>2</sub>-N<sub>2</sub>-He mixture, for which the following reaction scheme has been assumed.

The rotational-rotational exchange for the collision of CO<sub>2</sub> molecules with some molecule between the  $\nu_1$ -,  $\nu_2$ -, and  $\nu_3$ - modes progresses as follows:

$$h\nu_3 \rightleftharpoons h\nu_1 + h\nu_2 + \Delta E_1 \quad (1)$$

$$h\nu_3 \rightleftharpoons 3h\nu_2 + \Delta E_2 \quad (2)$$

$$h\nu_1 \rightleftharpoons 2h\nu_2 + \Delta E_3 \quad (3)$$

For the collision of CO<sub>2</sub> molecules with N<sub>2</sub> molecules, the exchange of rotational energy proceeds according to

$$h\nu_3 \rightleftharpoons h\nu_4 + \Delta E_4 \quad (4)$$

The exchange of energy between the rotational and translational-rotational motion for the CO<sub>2</sub> and N<sub>2</sub> molecules struck by some molecules proceeds as

---

Novosibirsk. Translated from Zhurnal Prikladnoi Mekhaniki i Tekhnicheskoi Fiziki, No. 5, pp. 3-8, September-October, 1974. Original article submitted June 12, 1973.

©1976 Plenum Publishing Corporation, 227 West 17th Street, New York, N.Y. 10011 No part of this publication may be reproduced, stored in a retrieval system, or transmitted, in any form or by any means, electronic, mechanical, photocopying, microfilming, recording or otherwise, without written permission of the publisher. A copy of this article is available from the publisher for \$15.00.

$$h\nu_2 \rightleftharpoons \Delta E_5 \quad (5)$$

$$h\nu_4 \rightleftharpoons \Delta E_6 \quad (6)$$

Here  $\nu_1$ ,  $\nu_2$ ,  $\nu_3$ , and  $\nu_4$  are the characteristic frequencies of the symmetrical valence bond of the doubly-degenerate deformation and the asymmetrical valence bond type of the rotational molecules of  $\text{CO}_2$  and  $\text{N}_2$ , respectively;  $\Delta E_i$  is the value of the energy of the translational-rotational motion for the corresponding processes.

We will make use of the usually accepted and substantiated assumptions in other papers. First we will assume that inside each partially rotational degree of freedom of the  $\text{CO}_2$  and  $\text{N}_2$  molecules, there exists a local thermodynamic equilibrium (each mode is interpreted as an oscillator with an infinite number of steady-state levels). For this case, each rotational mode can have a corresponding rotational temperature  $T_i$  ( $i=1, \dots, 4$ ). Second, we will assume that  $T_1=T_2$  and  $\theta_1=2\theta_2$  ( $\theta_i=h\nu_i/k$ ). This is caused by the strong resonant interaction (3) due to the closeness of the energy of the first level of the  $\nu_1$ -mode and the second level of the  $\nu_2$ -mode (Fermi resonance). Third, we will assume that the gas is ideal, neglecting such effects as viscosity, thermal conductivity, and diffusion.

As is usually done, we will also assume that the rotational degrees of freedom are excited classically.

The equations for the conservation of mass and impulse energy and the equation for the state of the quasi-one-dimensional flow model assume the form

$$A\rho u = A_*\rho_* u_* \quad (7)$$

$$\rho u \frac{du}{dx} + \frac{dP}{dx} = 0 \quad (8)$$

$$\left(\frac{5}{2} + \alpha_1 + \alpha_2\right)kT + \alpha_1 \sum_1^3 h\nu_i \varepsilon_i + \alpha_2 h\nu_4 \varepsilon_4 + \frac{mu^2}{2} = \text{const} \quad (9)$$

$$p = \rho \frac{k}{m} T \quad (10)$$

This is a closed system for the relaxation equations, which, allowing for the above-mentioned assumptions, has the form

$$\frac{d\varepsilon_2}{dx} = \frac{2\sigma}{mu} (1 + \varepsilon_2)^2 (3\varepsilon_2^2 + 6\varepsilon_2 + 2)^{-1} \left[ \sum_1^3 \alpha_j K_j (2 \rightarrow 0) (1 - e^{-\theta_2/T}) (\varepsilon_{02} - \varepsilon_2) - \frac{3}{8} (\varphi_1 + \varphi_2) \right] \quad (11)$$

$$\frac{d\varepsilon_3}{dx} = \frac{\rho}{mu} \left[ \frac{1}{8} (\varphi_1 + \varphi_2) + \alpha_2 \varphi_3 \right] \quad (12)$$

$$\frac{d\varepsilon_4}{dx} = \frac{\rho}{mu} \left[ \sum_1^3 \alpha_j K_j (4 \rightarrow 0) (1 - e^{-\theta_4/T}) (\varepsilon_{04} - \varepsilon_4) - \alpha_1 \varphi_3 \right] \quad (13)$$

$$\varphi_1 = \sum_1^3 \alpha_j K_j (3 \rightarrow 2) [\varepsilon_2^3 (1 + \varepsilon_3) e^{-\Delta E_i/kT} - \varepsilon_3 (2 + \varepsilon_2)^3]$$

$$\varphi_2 = (1 + \varepsilon_2)^{-1} \sum_1^3 \alpha_j K_j (3 \rightarrow 1, 2) [\varepsilon_2^3 (1 + \varepsilon_3) e^{-\Delta E_i/kT} - \varepsilon_3 (2 + \varepsilon_2)^3]$$

$$\varphi_3 = K (3 \rightarrow 4) [\varepsilon_4 (1 + \varepsilon_3) e^{-\Delta E_i/kT} - \varepsilon_3 (1 + \varepsilon_4)]$$

Here  $\alpha_j$  ( $j=1, 2, 3$ ) is the molar concentration of  $\text{CO}_2$ ,  $\text{N}_2$ , and He, respectively;  $\rho$ ,  $u$ ,  $T$ ,  $P$ , and  $A$  are

the density, velocity, temperature, gas pressure, and cross-sectional area of the nozzle,  $m = \sum_1^3 m_j \alpha_j$ ;  $m_j$  is the mass of the  $j$ -th type of molecule;  $\varepsilon_2 = 2(e^{\theta_2/T} - 1)^{-1}$ ;  $\varepsilon_3 = (e^{\theta_3/T} - 1)^{-1}$ ;  $\varepsilon_4 = (e^{\theta_4/T} - 1)^{-1}$ ; the quantity  $\varepsilon_{0i}$  corresponds to the value of  $\varepsilon_i$  for  $T_i = T$ ;  $K_j(3 \rightarrow 1, 2)$ ,  $K_j(3 \rightarrow 4)$ ,  $K_j(2 \rightarrow 0)$ , and  $K_j(4 \rightarrow 0)$  are the rates of the respective reactions (1), (2), (4)-(6) for unit molecular concentrations. The values of the reaction rates have been approximated according to [13, 14].

The surface of the diffuser part of the axisymmetrical nozzle is given in the form

$$A(x) = \begin{cases} A_* + ax^2 + bx^3, & 0 \leq x \leq l \\ A(l) + 2(x-l)\sqrt{cA(l)} + c(x-l)^2, & x > l \end{cases} \quad (14)$$

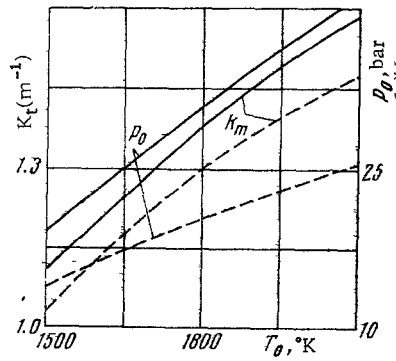


Fig. 1

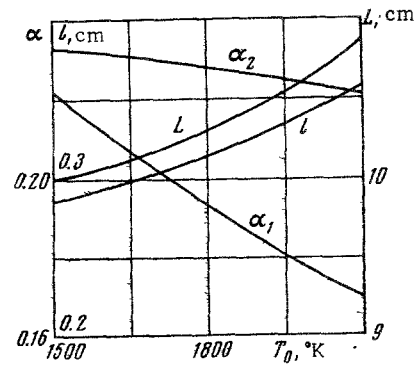


Fig. 2

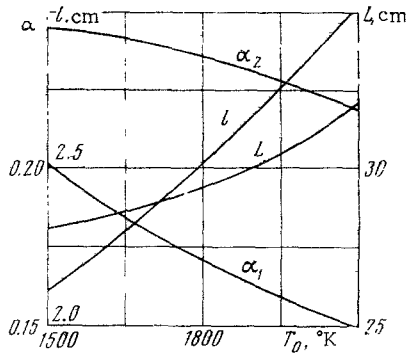


Fig. 3

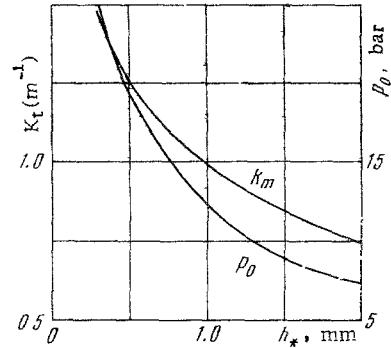


Fig. 4

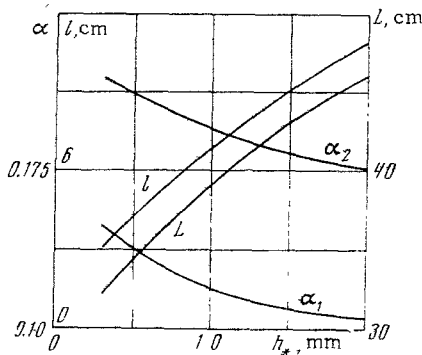


Fig. 5

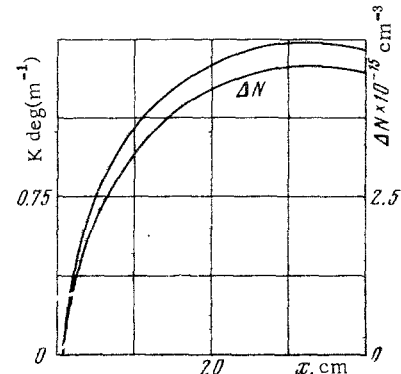


Fig. 6

where  $x$  is the distance from the critical cross section downstream along the flow direction;  $l$  is the coordinate of the point where the nozzle becomes conical with an angle to the axis of the nozzle of  $\theta$ ;  $c = \pi \tan^2 \theta$ .

Except for [1, 7, 8], where hyperbolic nozzles were studied, a term of the order of  $x^3$  is introduced, whose coefficient is determined from the coupling conditions of the rapid expansion and conical parts of the nozzle. The converging part of the nozzle can be considered as a circle whose radius equals the diameter of the critical cross section.

For a plane symmetrical nozzle, one must choose

$$h(x) = \begin{cases} h_* \sqrt{1 + a(x/h_*)^2 + b(x/h_*)^3}, & 0 \leq x \leq l \\ h(l) + c(x-l), & x > l \end{cases} \quad (15)$$

where  $h_*$  is the height of the slot,  $l$  is the transition point of the rapid expansion part of the nozzle in the tapered region with a half angle at the apex  $\theta$ , and  $c = z \tan \theta$ . The coefficient  $b$  is chosen depending on the conditions in the rapid expansion region ( $0 \leq x \leq l$ ) and tapered region ( $x > l$ ) of the nozzle.

The small signal gain coefficient (absorption) at the center of the line takes the form

$$k^{\circ} = \frac{\lambda^2 A_{V'J'}^{V'J'}}{8\pi V \sqrt{\pi} c} \frac{\delta}{\Delta\nu_c} = \left[ n_{V'J'} - \frac{g_{V'J'}}{g_{VJ}} n_{VJ} \right] H(\delta, 0) \quad (16)$$

where  $n_{V'J'}$ ,  $n_{VJ}$ ,  $g_{V'J'}$  and  $g_{VJ}$  are the populations and statistical weights of the upper and lower laser levels, respectively;  $A_{V'J'}^{V'J'}$  is the Einstein coefficient for a spontaneous transition from  $V'J' \rightarrow VJ$ ,  $\lambda$  is the wavelength of the transition,  $c$  is the speed of light,  $\Delta\nu_c$  is the collisional half-width of the line,  $H(\delta, 0)$  is the value of the Voigt profile at the center of the line, and  $\delta = \Delta\nu_c (\ln 2)^{1/2} / \Delta\nu_D$  where  $\Delta\nu_D$  is the Doppler half-width of the line determined by

$$\Delta\nu_D = \left( \frac{2RT \ln 2}{\mu} \right)^{1/2} \frac{1}{\lambda c} \quad (17)$$

Here  $R$  is the universal gas constant, and  $\mu$  is the molecular weight of  $\text{CO}_2$ . Measurements [17] have shown that  $\Delta\nu_c \sim T^{-1}$  in the region  $300 \leq T \leq 420^\circ\text{K}$  and not  $\Delta\nu_c \sim T^{-1/2}$  as is usually assumed. Then it is possible to write

$$\Delta\nu_c = P \frac{300}{T} \sum \delta_{\text{CO}_2-j}^{\circ} \alpha_j \quad (18)$$

Here  $\delta_{\text{CO}_2-j}^{\circ}$  is the collisional half-width of the  $\text{CO}_2$  line at  $T=300^\circ\text{K}$  and at atmospheric pressure of the  $j$ -th gas. The population of the lasing levels is determined by the expression

$$n_{VJ} = 2N_V \left( \frac{hcB_V}{kT} \right) g_J \exp \left[ - \frac{hcB_V}{kT} J(J+1) \right] \quad (19)$$

where  $N_V$  is the total number of molecules at the lasing level, and  $B_V$  is the rotational constant of the quantum level.

We will assume that the fundamental contribution to the gain leads to the P(20) transition ( $J'=19$ ,  $J=20$ ) band  $00^{\circ}1-10^{\circ}0$  of the  $\text{CO}_2$  molecule. The values  $A_{10^{\circ}0,20}^{00^{\circ}1,19} = 0.169 \text{ sec}^{-1}$ ,  $\delta_{\text{CO}_2-\text{CO}_2}^{\circ} = 0.0832 \text{ cm}^{-1} \cdot \text{atom}^{-1}$ ,  $\delta_{\text{CO}_2-\text{N}_2}^{\circ} = 0.0695 \text{ cm}^{-1} \cdot \text{atom}^{-1}$ ,  $\delta_{\text{CO}_2-\text{He}}^{\circ} = 0.0576 \text{ cm}^{-1} \cdot \text{atom}^{-1}$ ,  $B_{10^{\circ}0} = 0.3897 \text{ cm}^{-1}$ , and  $B_{00^{\circ}1} = 0.3866 \text{ cm}^{-1}$  were taken from [16, 18]. Now the optimization problem leads to a determination of

$$k_m = \max_{a_i \in M} (\sup_x k^{\circ}(x)) = \max_{a_i \in M} G$$

where  $M$  is the region of valid values of the optimization parameters,  $a_i$  are the parameters to be optimized ( $\alpha_1, \alpha_2, T_0, P_0, a, A_*, l, \theta$ ) and  $G$  is an optimized functional,  $G \equiv \sup_x k^{\circ}(x)$ .

The concentration limit of the components of the lasing mixture is determined by the natural form

$$0 \leq \alpha_j \leq 1, \quad \sum_1^3 \alpha_j = 1$$

The upper limits of the stagnation parameters vary up to a temperature  $T=2100^\circ\text{K}$  and  $P_0=200 \text{ atm}$ . The lower limits of the values  $A_*$  and  $h_*$  also vary. The upper limit of the parameter  $a$ , which determines the shape of the nozzle, is chosen so that the maximum angle with respect to the axis of the nozzle is not larger than  $18^\circ$  for plane nozzles, and  $15^\circ$  for axisymmetric nozzles.

The solution of the problem is carried out by a differential method. Previously, from Eqs. (7)-(10) we obtained

$$\frac{du}{dx} = u \left[ \frac{T}{A} \frac{dA}{dx} + \frac{1}{\beta} \left( \alpha_1 \sum_1^3 \theta_i \varepsilon_i + \alpha_2 \theta_4 \varepsilon_4 \right) \right] \left[ \frac{\beta-1}{\beta} \frac{m}{k} u^2 - T \right]^{-1} \quad (20)$$

where  $\beta = 5/2 + \alpha_1 + \alpha_2$ . The system of equations (7), (9)-(13), and (20) are integrated again. The previous solutions, as in [1, 6, 9], have initially showed that the flow remains in equilibrium for all practical purposes right up to the point given by Eq. (20) for relatively low pressures. Therefore, integration for further solutions can begin right at this point. Second, Eqs. (11)-(13) determine the maximum slit height which will also guarantee the specified accuracy of the computation, and this value, although very small in the near-equilibrium region, increases significantly in proportion to the deviation from equilibrium. This has a limiting effect on the selection of a maximum possible interval in the first integral and its increase in further integration. All this leads to the possibility of reducing the computer time by one iteration for

integrating by the Runge-Kutta method on the BESM-6 computer to 20-30 sec. A sufficiently accurate determination of the optimization requires 20-30 iterations.

In Fig. 1 the dependence of the optimum values of the stagnation pressure and the dependence of the maximum gain coefficient on the stagnation temperature are shown. The solid curves are for the axisymmetric nozzle ( $A_* = 0.1 \text{ mm}^2$ ), and the dashed curve is the plane nozzle ( $h_* = 0.3 \text{ mm}$ ). In Fig. 2 (axisymmetric nozzle,  $A_* = 0.1 \text{ mm}^2$ ) and Fig. 3 (plane nozzle,  $h_* = 0.3 \text{ mm}$ ) are shown the dependences of the stagnation temperature for the optimum values of the component concentrations of the gas mixture  $\alpha_1$  and  $\alpha_2$ , the coordinates of the transition points of the nozzle in the cone (wedge)  $l$ , and the coordinate  $L$  at which the maximum value of  $k^\circ$  is reached. The dependences of these same quantities on the critical velocity in the plane nozzle at  $T_0 = 2100^\circ\text{K}$  are shown in Figs. 4 and 5. Measurements of the gain coefficient and the inverted population ( $\Delta N = N_{00^0_1} - N_{01^0_0}$ ) along the length of the nozzle, beginning at the critical cross section for the optimal case, are shown in Fig. 6 for a plane nozzle,  $T_0 = 2100^\circ\text{K}$  and  $h_* = 0.3 \text{ mm}$ .

In all cases the optimum appears to be distributed at the lower limits of values of  $h_*$  and  $\theta$  and at the upper limits of the parameter  $a$  and stagnation temperature  $T_0$ .

The results of the calculations presented show that, for complete optimization of all the parameters, it is possible to obtain a gain coefficient of about  $0.015 \text{ cm}^{-1}$  at rather moderate values of the stagnation parameters. A further increase in the gain coefficient in the  $\text{CO}_2\text{-N}_2\text{-He}$  mixture is possible when a broader class of nozzle is considered.

#### LITERATURE CITED

1. N. G. Basov, V. G. Mikhailov, A. N. Oraevskii, and V. A. Shcheglov, "The attainment of an inverted population of molecules in a supersonic shock tube with a Laval nozzle," *Zh. Tekh. Fiz.*, **38**, No. 12 (1968).
2. J. D. Anderson, "Time-dependent analysis of population inversions in an expanding gas," *Phys. Fluids*, **13**, No. 8 (1970).
3. J. D. Anderson, R. L. Humphrey, J. S. Vamos, R. J. Plummer, and R. E. Jensen, "Population inversions in an expanding gas: theory and experiment," *Phys. Fluids*, **14**, No. 12 (1971).
4. J. D. Anderson and E. L. Harris, "Modern advances in the physics of gasdynamic lasers," AIAA Paper, No. 143 (1972).
5. R. Capioux, "Effect laser dans l'écoulement d'un mélange gazeux ( $\text{CO}_2\text{-N}_2$  et  $\text{H}_2\text{O}$ )," *Compt. Rend. Acad. Sci., Ser. A and B*, **271**, No. 15 (1970).
6. J. Tulip and H. Seguin, "Gasdynamic  $\text{CO}_2$  laser pumped by combustion of hydrocarbons," *J. Appl. Phys.*, **42**, No. 9 (1971).
7. N. A. Generalov, G. I. Kozlov, and I. K. Selezneva, "The inverted population of the  $\text{CO}_2$  molecule in a rapidly expanding gas stream," *Zh. Prikl. Mekhan. Tekh. Fiz.*, No. 5 (1971).
8. N. A. Generalov, G. I. Kozlov, and I. K. Selezneva, "Calculation of the parameters of a gasdynamic laser," *Zh. Prikl. Mekhan. Tekh. Fiz.*, No. 5 (1972).
9. S. Munjee, "Numerical analysis of a gasdynamic laser mixture," *Phys. Fluids*, **15**, No. 3 (1972).
10. B. F. Gordetz, A. I. Osipov, E. V. Stupochenko, and L. A. Shelepin, "Oscillational relaxation in gases and molecular lasers," *Usp. Fiz. Nauk*, **108**, No. 4 (1972).
11. M. Thomas-Andrand, A. Carrega, O. Leuchter, and J. P. Taran, "Laser thermique a haute pression avec rechauffage par compression," *Rech. Aerospat*, No. 6 (1972).
12. A. S. Biryukov and B. F. Gordetz, "The kinetic relaxation equations for rotational energy in polyatomic gas mixtures," *Zh. Prikl. Mekhan. Tekh. Fiz.*, No. 6 (1972).
13. R. L. Taylor, S. Bitterman, "Survey of vibrational relaxation data for processes important in the  $\text{CO}_2\text{-N}_2$  laser system," *Rev. Mod. Phys.*, **41**, No. 1 (1969).
14. W. A. Rosser and E. T. Gerry, "De-excitation of vibrationally excited  $\text{CO}_2$  ( $\nu_3$ ) by collisions with He,  $\text{O}_2$ , and  $\text{H}_2$ ," *J. Chem. Phys.*, **51**, No. 5 (1969).
15. S. S. Penner, *Quantitative Molecular Spectroscopy and Gas Emissivities*, Addison-Wesley (1959).
16. V. P. Techinskii, "Potential gas lasers," *Usp. Fiz. Nauk*, **91**, No. 3 (1967).
17. R. Ely and T. K. McCubbin, Jr., "The temperature dependence of the self-broadened half-width of the P-20 line in the 001-100 band of  $\text{CO}_2$ ," *Appl. Optics*, **9**, No. 5 (1970).
18. V. V. Danielov, E. P. Kruglyakov, and E. V. Shunko, "Measurement of the transition probability  $P(20)$  ( $00^0_1\text{-}10^0_0$ ) and the collisional broadening for collisions with  $\text{CO}_2$ ,  $\text{N}_2$ , and He," *Zh. Prikl. Mekhan. Tekh. Fiz.*, No. 6 (1972).